

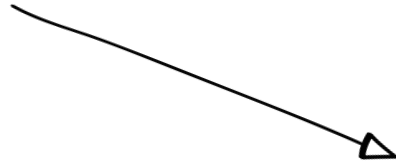
Publishing research output continuously :

The case of modular publishing (PROCess)


Januschka Schmidt, Don van Ravenzwaaij, Sarahanne M. Field, Chris Hartgerink,
University of Groningen



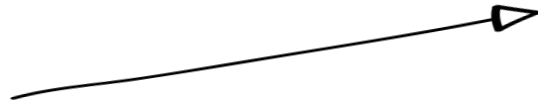
Cultural geography,
Tourism studies



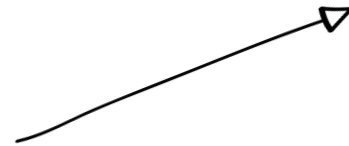
Religious
studies



Publishing



Academic practices



The screenshot shows a social media profile for 'Januschka Schmidt'. At the top left is a red circular profile picture with the name 'Januschka' written inside. To the right of the profile picture is a search icon. Below the profile picture is a large photograph of a woman with short dark hair and glasses, wearing a black jacket, standing outdoors. Below the photograph, the word 'About' is centered. Underneath 'About' is a paragraph of text: 'I am curious about how people relate to sacred heritage sites and how international tourism affects this relationship.' At the bottom of the profile page is a blue hyperlink: <https://www.januschkaschmidt.com/about>

<https://www.januschkaschmidt.com/about>



Prof. Don van Ravenzwaaij



Dr. Sarahanne M. Field



Dr. Chris Hartgerink

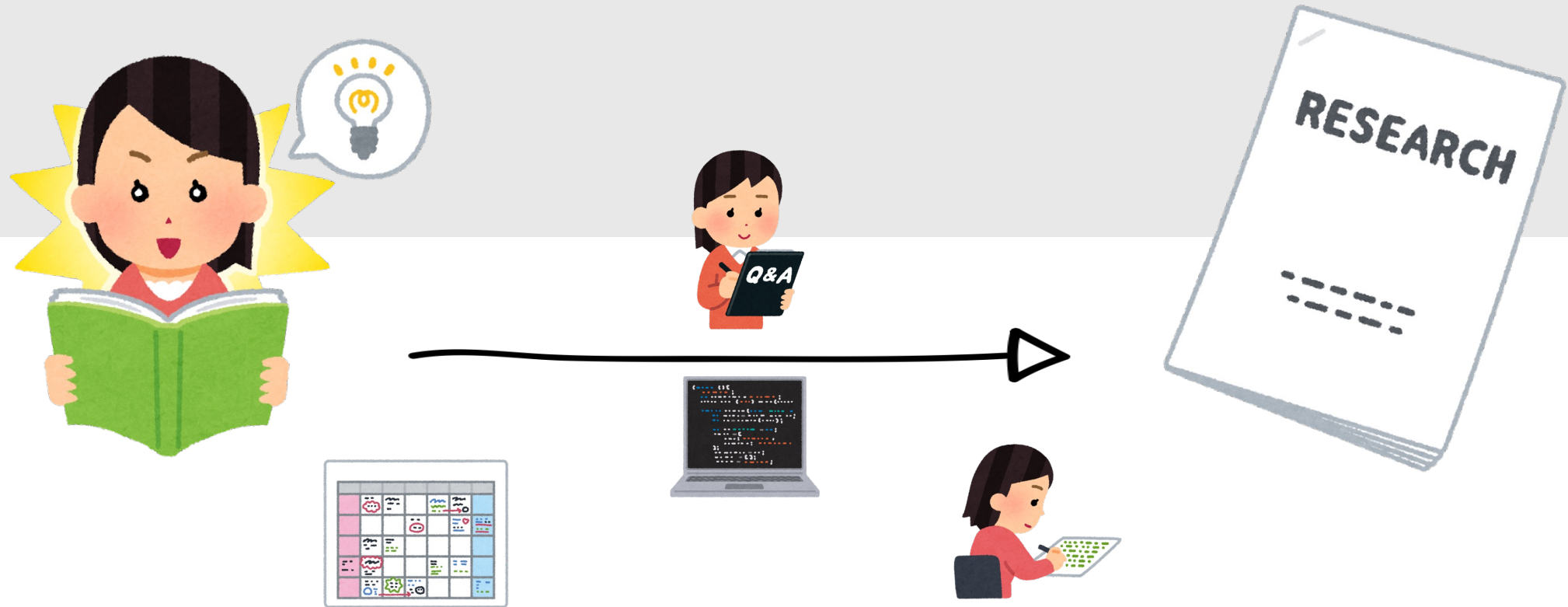
1. Introduction to traditional publishing processes
2. Introduction modular thinking and publishing
3. Exercise: modular thinking
4. Benefits of modular publishing
5. Exercise: linking research steps
6. Focus group discussion
7. Introduction Research Equals



The research and publication process



The research and publication process



From manuscript to paper





Issues in the research and publication processes



Sustainability Threats



Loss of Chronology



Inadequate recognition of diverse academic output



Inadequate Evaluation Measures



Centralisation and Access Issues





Modular Publishing



Modules can vary in content and may include traditional paper sections, software, materials, or other forms of scholarly output.


Each module is directly linked to its preceding and subsequent modules, forming a network of outputs that respects the chronological nature of researchers and writing process.



Practice

Please identify individual research steps:

1. Write all the steps you can think of between the research question and the final result of a paper (10 minutes)
2. At the end, we will work together to create a shared set of steps (10 minutes).



Research Question

...

...

...

Result



Benefits of Modular Publishing





Embedding Chronology



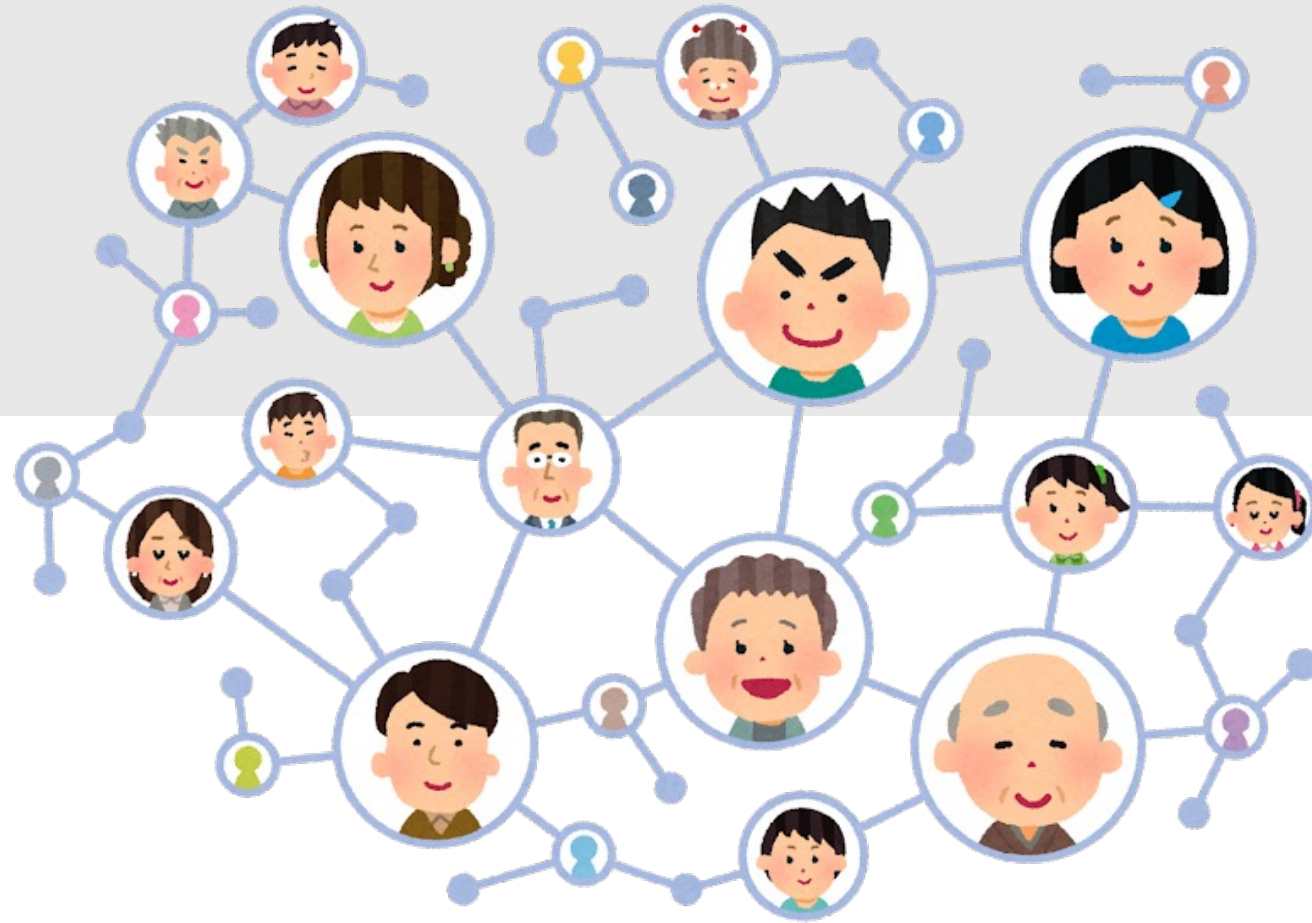


Recognition of Diverse Outputs





Improved Evaluation of academic measure of excellency






Practice

Please create a visual map of the modules you can identify in the research proposal:

1. Read the research proposal and create a map of the modules you can identify in the research proposal. Visualize how they are connected to each other. This can be in chronological order or another hierarchy that is logical to you (20 minutes). You can use the steps you identified in the last exercise as starting point to think about the modules.
2. Share and discuss your visual map with your seat neighbor. Reflect together on the similarities and differences you have both identified. To do so, compare it to the steps we have identified before and reflect on which of these steps are visible and invisible in the research proposal as well as potential consequences (20 minutes).
3. Please share your thoughts at the end with the group (20minutes).



Research Question

...

...

...

Result



Break time



Qualitative research element—
Focus Group discussion



How to use the platform?

Introduction to Research Equals



Before you leave, please
fill out this survey:

